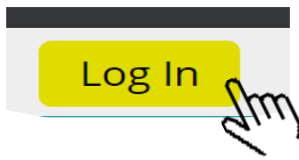
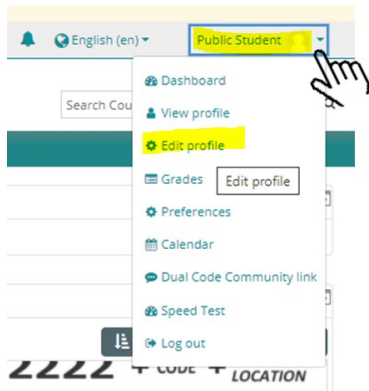


How to Edit your KIWI user profile

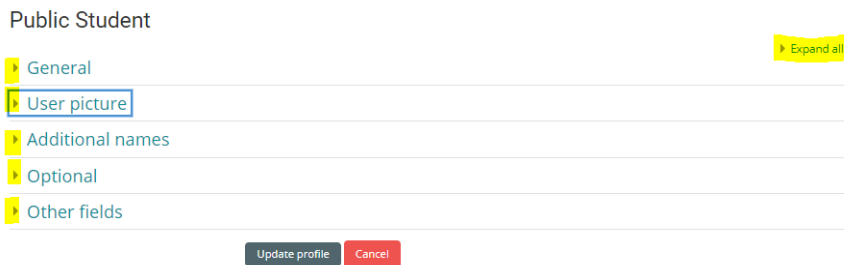
1 Login to the [KIWI LMS](#)



2 Click on the arrow beside your name in the top right of the page, then select Edit profile.



3 Expand the section that you wish to edit by clicking on the arrows or click Expand all to show all sections and make desired edits.



4 Once all updates are made, click Update profile at the bottom of the page.

